

# ADMISSION REPORT

## PGDM (2017-19) BATCH

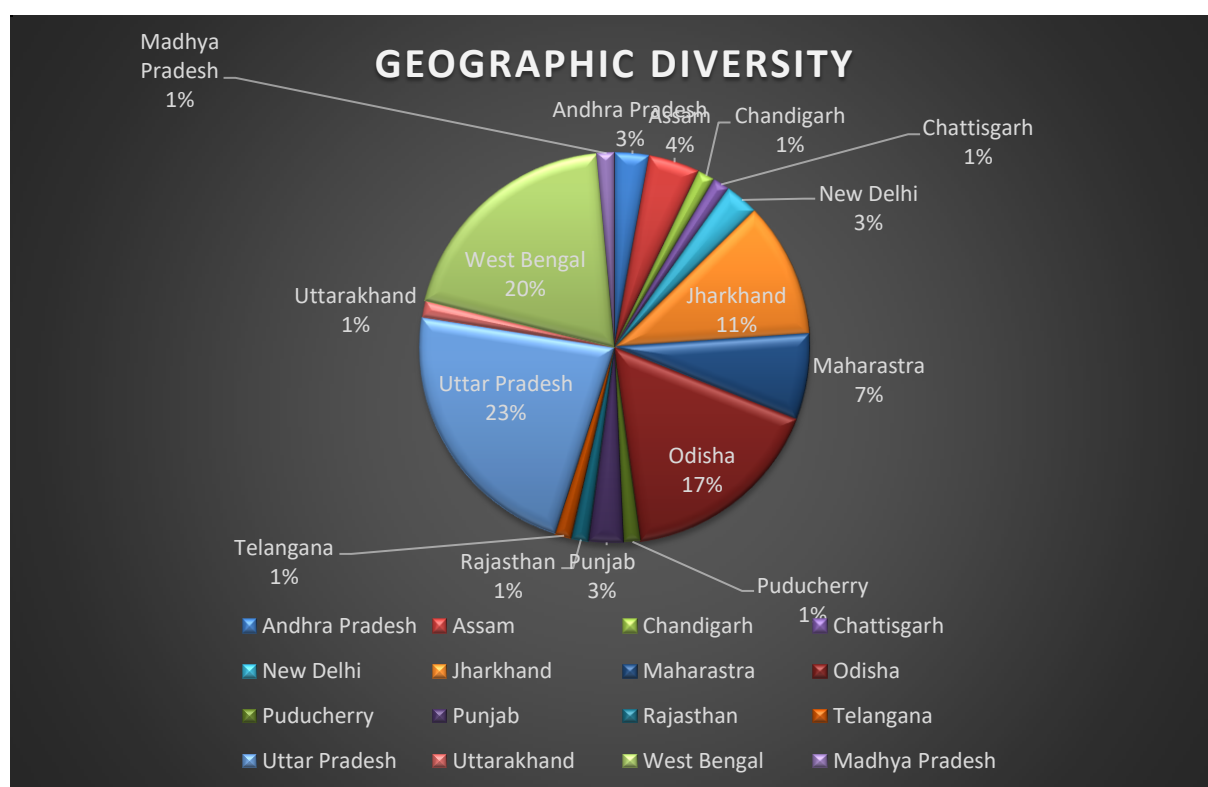
The emergence of IMI Bhubaneswar as a brand coupled with a vigorous admission campaign to reach out to the deserving applicants led to a quantum jump in the students' interest in the institution.

A robust admission process contributed towards maintaining the rigour. It ensured a thorough filtering of applicants so as to induct only the most eligible students.

The intake for the PGDM 2017-19 batch is **70**. Total number of students from top university is **30**.

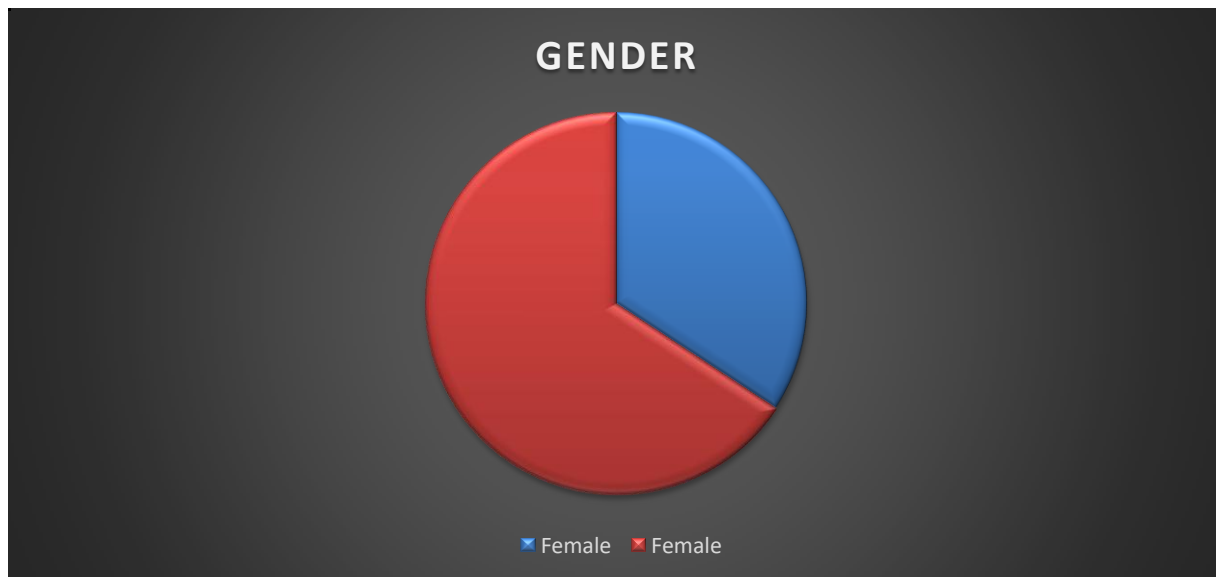
The demographic profile of the admitted students is presented below:

### 1. Geographic Diversity



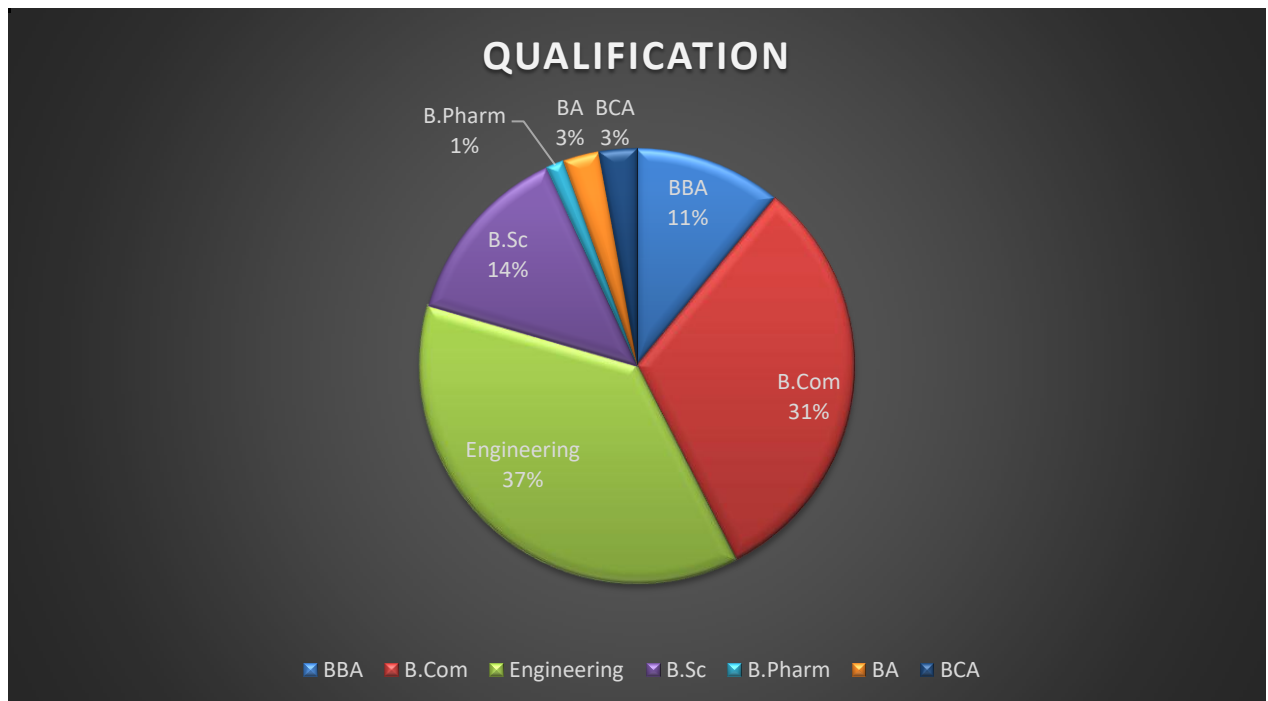
| STATES         | NUMBER OF STUDENTS |
|----------------|--------------------|
| Andhra Pradesh | 2                  |
| Assam          | 3                  |
| Chandigarh     | 1                  |
| Chhattisgarh   | 1                  |
| New Delhi      | 2                  |
| Jharkhand      | 8                  |
| Maharashtra    | 5                  |
| Odisha         | 12                 |
| Pondicherry    | 1                  |
| Punjab         | 2                  |
| Rajasthan      | 1                  |
| Telangana      | 1                  |
| Uttar Pradesh  | 16                 |
| Uttarakhand    | 1                  |
| West Bengal    | 14                 |
| Madhya Pradesh | 1                  |

## 2. Gender Diversity



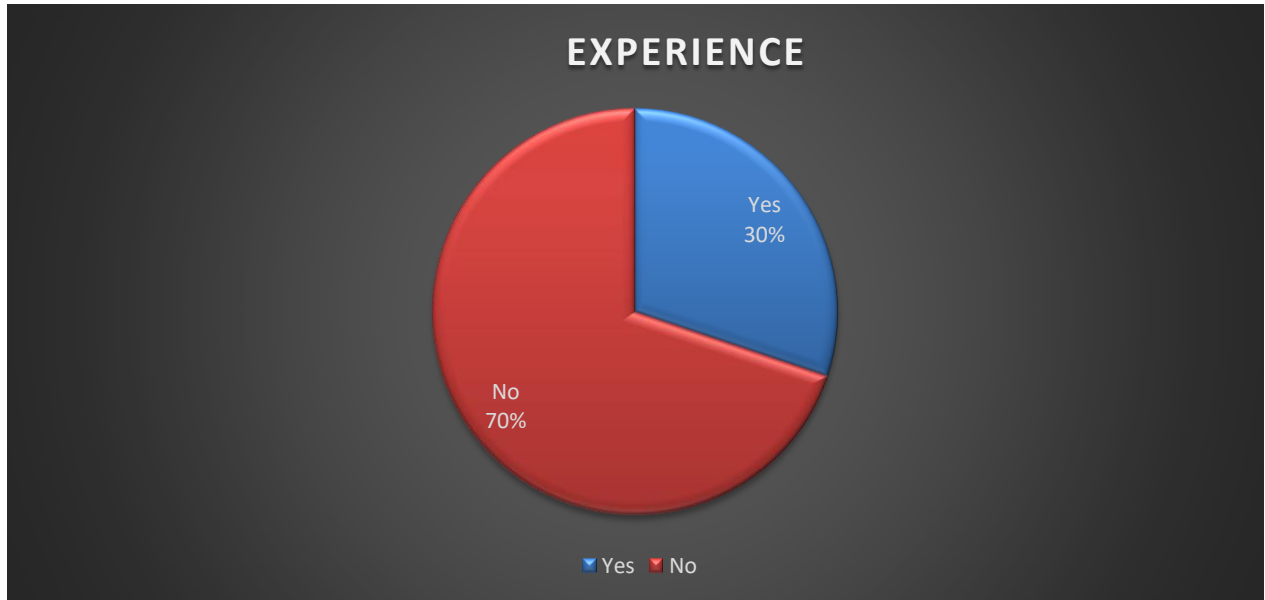
| GENDER | STUDENTS |
|--------|----------|
| Female | 25       |
| Male   | 46       |

### 3. Qualification/ Background Diversity



| QUALIFICATION/BACKGROUND | STUDENTS |
|--------------------------|----------|
| BBA                      | 8        |
| B.Com                    | 23       |
| Engineering              | 26       |
| B.Sc.                    | 9        |
| B.Pharm                  | 1        |
| BA                       | 2        |
| BCA                      | 2        |

#### 4. Experience/ Non- Experience



| JOB EXPEREINCE | STUDENTS |
|----------------|----------|
| Yes            | 20       |
| No             | 51       |

#### 5. Socially Challenged Sections



| <b>CASTE</b> | <b>STUDENTS</b> |
|--------------|-----------------|
| SC           | 1               |
| OBC          | 8               |
| General      | 62              |